

HOLIDAY HOMEWORK
CLASS 'LKG'
SESSION 2017 - 18

English:- Pattern writing

A E F H I L T
Writing from Toddlers book.

Hindi:- Akshar Rachana Book

Page No. 03 to 09, 14 to 17 and 28 to 31

Maths:- Number for Toddler

Book page No. 03 to 31

English Rhymes:-

1. God Bless
2. Cobbler, Cobbler
3. Hop a little, jump a little

Hindi Rhymes:-

1. Prarthana
2. Gajar aur tamatar
3. Bade Mile

Activities on Scrapbook:-

1. Make a Family Tree using family photographs.
 2. Paste or Draw picture of different fruits and vegetables.
 3. Paste or Draw picture of different parts of body.
- **Make at least five flash cards depicting a complete story either in English / Hindi.**
 - **Make any object / chart using BEST OUT OF WASTE.**

HOLIDAY HOMEWORK
CLASS 'UKG'
SESSION 2017 - 18

- English:-**
1. Cursive alphabets a - z (10 times)
 2. Write 'a' and 'e' sounding words (10 times)

- Hindi:-**
- 1) " तु यःNhtu Jt~u Nः " ("m cth)
 - 2) "el यःNhtu Jt~u Nः " ("m cth)

- Maths:-**
1. Write number names one to ten (10 times)
 2. Write counting 101 – 150 (10 times)

- English Rhymes:-**
1. Learn 01, 04, 06 & 09

- Hindi Rhymes:-**
1. Learn 01 to 05

Activities on Scrapbook:-

3. Make a Family Tree using family photographs.
 4. Paste or Draw picture of different fruits and vegetables.
 3. Paste or Draw picture of different parts of body.
- **Make at least five flash cards depicting a complete story either in English / Hindi.**
 - **Make any object / chart using BEST OUT OF WASTE.**


HOLIDAY HOMEWORK

CLASS '1ST'

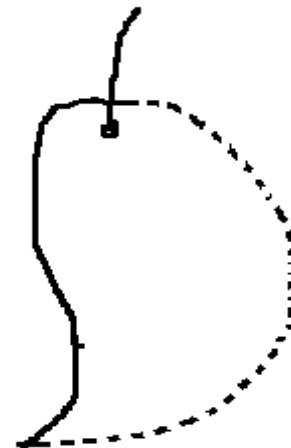

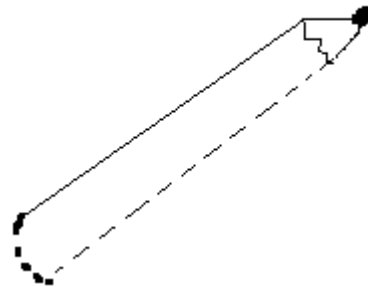
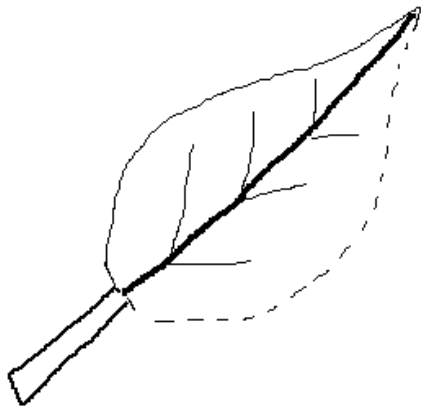
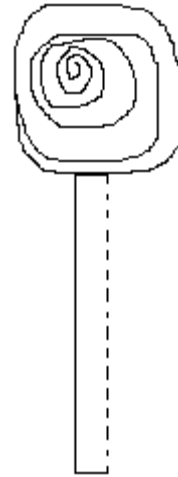
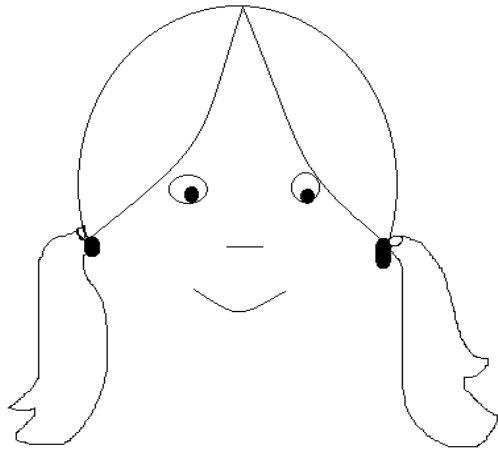
SESSION 2017 - 18

MATHS:

1. Draw over the rangoli made with curved lines using **orange** colour and straight lines using a **blue** colour



**Q2. Complete the pictures by joining the two red dots.
Decide whether you need to use a straight line or curves line.
Then colour the pictures.**



HOLIDAY HOMEWORK
CLASS '1ST'
SESSION 2017 - 18

EVS:

1.Name the parts of body



2.Collect the pictures of 'our helpers'and paste them on scrap book .

3.Learn to make lemonade and drink atleast 2 glass a day.and simple water 8-10 glass a day.

HOLIDAY HOMEWORK
CLASS '1ST'
SESSION 2017 - 18

ENGLISH

1. Write what the boy and girl are saying.



Let's

2. Daily routine sentences, learn and use

.Good morning

.Good afternoon

.Good evening

.I am hungry

.I am thirsty

.May I sharpen my pencil

.I want to eat food/meal

.I brush my teeth twice a day

.I wash my hands before a meal and after a meal

.I am going to school/market/tuition

.I am a good boy/girl

.I love my parents

.May I go to washroom

.May I go to drink water

.I have finished my work.

.

HOLIDAYS HOMEWORK

Session 2017-18

Class: 2nd

English : 1) Learn lesson- 1, 2

2) Write a short paragraph on How to spend your summer holidays.

3) Write the traditional home for the following:

a) Priest b) Soldier c) Nun d) Man e) Eskimo

f) Minister g) King h) Thief

4) Make as many words as you can by using the word courageous and marvellous.

EVS: 1) Learn Lesson- 1,2,3

2) Make a chart of Good food habits.

3) Make a creative collage with fallen leaves , twigs and petals.

Maths: 1) Learn and write tables 11 to 15

2) Make a time schedule for Sunday for the following activities and draw a clock for each:

a) Wake up

b) Have breakfast

c) Play with a friend

d) Read a book

e) Go out

f) Go to bed

AIR FORCE SCHOOL, JAMMU
HOLIDAY HOMEWORK (2017-18)
CLASS-III

SUBJECT	CONTENT
ENGLISH	<ul style="list-style-type: none">• Read any two stories of your choice. Write all the proper nouns, common and collective nouns that you find in them in your English notebook.• Write a small poem on 'My mother' on your own. Also make a picture of your mother.• Write how you spent your summer vacations, which all places did you visit and new skills that you learnt.• Revise whole syllabus covered in the class.
MATH	<ul style="list-style-type: none">• Do page no.-27 chapter check-up• Do page no.-28 math lab activity (at least make 5) Revise whole syllabus covered in the class.• Revise whole syllabus covered in the class.
EVS	<ul style="list-style-type: none">• Take a scrapbook and make a family album. Stick pictures of each and every family member and mention his/her details – name, age, gender, profession, etc. Mention the similarities and dissimilarities between them.• Find out the names of institutions or special schools for the physically challenged. Find out how they help people with handicaps to settle down in life.• Make a leafy greeting card! Collect a fallen leaf. Paint its underside. Put the leaf on a sheet of white paper. Put another sheet over it. Press gently with your fingers. Remove the paper and the leaf. Let the paint on the paper dry. Your print is ready.• Revise whole syllabus covered in the class.
COMP	<ul style="list-style-type: none">• Draw/paste and name the following devices Input devices Output devices Storage devices (on your notebook)

AIR FORCE SCHOOL, JAMMU
HOLIDAY HOMEWORK (2017-18)
CLASS-IV

SUBJECT	CONTENT
ENGLISH	<ul style="list-style-type: none">● Write an essay on the various uses of the newspaper (such as for news, as a cleaning material, etc.)● On a sheet make a collage based on advertisements of health products. Give it a suitable title.● Daily write a new word for the day with its meaning and make sentence using it.● Converse in English with your family members and listen to English news daily.● Revise whole syllabus covered in the class. <p>(Do all this work on sheets)</p>
MATH	<ul style="list-style-type: none">● Page number 22 chapter check-up.● Roman numerals.● Revise whole syllabus covered in the class.
EVS	<ul style="list-style-type: none">● Make a chart on the utility of water.● Gather pictures of various animals that are used for transport and paste them in scrapbook.● Collect a newspaper article on 'SAY NO TO POLYTHENE BAGS' and stick it in scrapbook.● Revise whole syllabus covered in the class.
COMP	<ul style="list-style-type: none">● Collect information and pictures of any three generations of computer.● Draw/paste and label the diagram of Abacus.

AIR FORCE SCHOOL, JAMMU
HOLIDAY HOMEWORK (2017-18)
CLASS-V

SUBJECT	CONTENT
ENGLISH	<ul style="list-style-type: none">● Make a comic out of any one of your favorite story. Drawings, pictures and the like can be used to make the comic attractive.● Daily write a new word for the day with its meaning and make sentences using it.● Try to compose any two poems of your own.● Converse in English with your family members and listen to English news daily.● Revise whole syllabus covered in the class. <p>(Do all this work on sheets)</p>
MATH	<ul style="list-style-type: none">● Page number 23 chapter check-up.● Page number 24 worksheet.● Page number 20 project.● Revise whole syllabus covered in the class. <p>(Do all the homework on a separate notebook.)</p>
EVS	<ul style="list-style-type: none">● Collect stories and articles from newspapers about the displacement of families due to different reasons and also about the difficulties they face.● Paste the picture of anyone of your favourite sportsman and write about his/her life and achievements.● Write about the life of anyone famous differently-abled people.● Revise whole syllabus covered in the class.

HOLIDAY HOMEWORK CLASS 6TH

MATHS

Chapter check up questions of Lesson 1 (Number our friends), Lesson 2(Whole numbers)

ENGLISH

-
- 1.Read a story book and write short summary of it (Book review).
 - 2.Revise the syllabus completed in class.
 - 3.Write a paragraph on the Topic “POLLUTION” and importance of sports.

SOCIAL SCIENCE

Geography Lesson 5

Major domains of the earth(Draw diagram of biosphere , lithosphere ,hydrosphere and atmosphere).Writ short note on major domains of the earth(In a file cover).

Learn/revise syllabus completed in the class.

Science

1. Prepare a chart on food habits of animals and parts of plant served as source of food.
 2. Classify food according to food components on a chart.
 3. List important vitamins, minerals and their sources ,function, deficiency disease and symptoms.
 4. Revise and learn chapter 1 and 2.
-

HOLIDAY HOMEWORK CLASS 7TH

SCIENCE

Make a chart on any topic related to chapters present in science textbook.
Learn the syllabus completed in the class.

SOCIAL SCIENCE

Geography chapter 3 Changing earth

Volcano, major land forms, earth quake draw and write the same in a file.

Learn syllabus completed in the class.

MATHS

Working model (Any topic)

Chapter checkup questions of: Lesson 1 Knowing our numbers, Lesson 2 Fractions.

ENGLISH

1. Read a story book of your choice and write short summary of it, also write why you liked the story(Book review.)
2. Revise the syllabus completed in class.
3. Letter writing Grammar tree page number 178 Question 2.

HOLIDAY HOMEWORK CLASS 8TH

ENGLISH

Creative writing

1. Imagine you were twenty feet tall. Describe in about 200-250 words what your life would be like.
2. Imagine you are Washington Otis. Write a letter to a friend describing a few of your experiences at the Canterville case.
3. Read the novel of your choice and write a review of the same.

MATHS

Working model based on (Group project).

Number system, Area and Volumes, Probability.

Chapter check up questions:

Lesson 1 Rational Numbers

Lesson 2 Exponents.

SCIENCE

Working model based on any scientific concept along with its write up.

(Group activity, each group will submit a report file-)

SOCIAL SCIENCE

Write down the Fundamental Rights and Fundamental duties mentioned in the constitution of India (As explain these in two lines)

With the help of diagram, write down the meaning of soil, its formation, degradation of soil and conservation of soil.

HOLIDAY HOMEWORK CLASS 9TH

SCIENCE

Working model (group activity 3-4 students). Each group should write a write up on the model they have made.

MATHS

Extra questions based on Rational numbers and Polynomials are given for holidays homework.

ENGLISH

Chapter wise summary of Gulliver's Travels (Part I and Part II)

Write the character sketch of:

(Part I) 1.Gulliver 2. The Emperor of Lilliput 3.The Lilliputians 4.Skyresh Bolgalam
5.Reldresal 6.The Emperor of Blefuscu

(Part II) 1.Farmer 2.Farmer's wife 3.Glumdalclitch

COMPUTER

Q1.What is the different Hardware and software components of computer system.

Q2.Differentiate between the input and output devices attached to computer system.

Q3. Write three facts that come to your mind about the following terms.

(a)ALU

(b)CPU

(c)Hardware

(d) Secondary storage device.

(e)RAM

(f)Scanner

Q4. Write down the characteristics and applications of computer system.

Q5.What is primary memory? Differentiate between RAM and ROM Memory.

