



AIR FORCE SCHOOL JAMMU
Session 2023-2024
SUMMER HOLIDAYS HOMEWORK

Instructions for the Holidays Assignment

Helping your child with his homework doesn't mean doing it for her/him!

- Use Holiday Homework as an opportunity to spend quality time together. Let your child take the lead and use his/her imagination, creativity and knowledge to do the assigned task. The role of the parent is to be a facilitator and guide to steer the child in the right direction. He/ She will find his own destination. Original work of students will receive greater recognition and appreciation.

● **IMPROVE YOUR WRITING**

Write one page English and one page Hindi handwriting every alternate day. We would love to see your writing practice notebook after summer vacations. You may copy from any book or write a passage on your own.

● **DEVELOP READING HABIT**

Reading is a very good habit that one needs to develop in life. Once you start reading, you experience a whole new world. Reading develops language skills and vocabulary. Reading books is also a way to relax and reduce stress. So, I would like to tell all the students that read English and Hindi storybooks, newspapers etc. You can also download E-books.

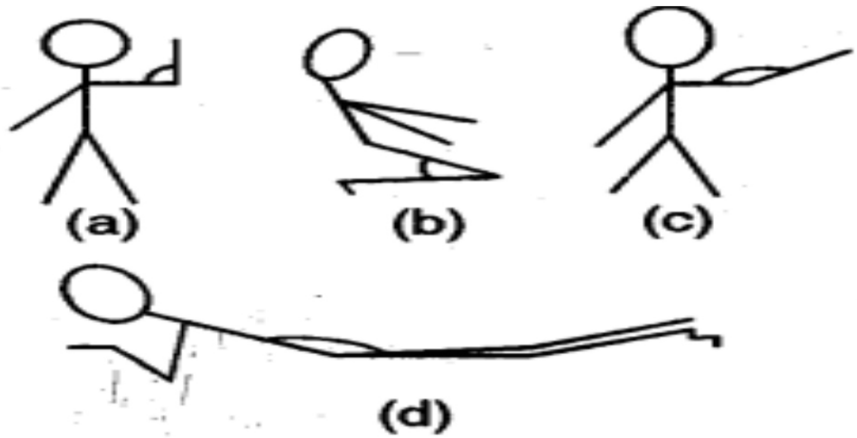
CLASS:- 1st

SUBJECT	CONTENT
ENGLISH	<ol style="list-style-type: none">1. Read and write at least 5 news in your notebook daily.2. Family tree: Make small puppets of your family members to create a family tree. You can watch the video on following video link for your assistance https://youtube.com/shorts/7W-8sEo6kn8?feature=share3. To enhance the listening skills, the student need to watch the following videos (https://youtube.com/shorts/OoBjOafTFNY?feature=share and do as directed in the video on page no. 22 of your English coursebook.4. Write 5 two letters and three letters words in neat handwriting.5. Write one lullaby in Gujarati language and also learn it.
HINDI	<ol style="list-style-type: none">1. गर्मियोंमेंखाईजानेवालीअपनीपसंदकीचीजोंकेचित्रसहितनामलिखिए।2. गुजरातराज्यकेबारेमें 3 वाक्यबोलकरवीडियोबनाये। <p>दिएगएअभ्यासकार्यपत्रकोकरें।</p> <p>https://photos.app.goo.gl/mUo1xwv8pEPoXaFj6</p> <p>पढ़नेवमात्राओंकाअभ्यासकरें।</p>
MATHEMATICS	<ol style="list-style-type: none">1. Make a video of the concept of More and Less and whatsapp it on class teachers number.2. Write counting from 1 to 100 in neat handwriting.3. Write number names from 1 to 5 in Gujarati language.
EVS	<p>Let's make a Family Tree.</p> <p><u>Instructions are as follows.</u></p> <p>Take an old bowl and fill it with mud. Now fix a twig or a branch of a tree on it. Draw and cut different colorful flowers (you can use A4 sheets/glitter sheets) Paste pictures of your family members on those flowers. You can be creative and can paste 2-3 pictures of different birds as well.</p> <p>Read and learn Chapter -3 the clothes we wear (Write the names of different clothes we wear in summer, winter, and rainy seasons and paste the pictures of people who wear special clothes called uniforms. (Do work in 3 in 1 notebook)</p> <p>Dress up according to Gujarati traditional dresses and send a picture of the same to the class teacher whatsapp number</p>
COMPUTER	<ol style="list-style-type: none">1 Draw and label the parts of a computer on your computer notebook.2 Name and paste any five machines that need electricity on your computer notebook.3 Create a model of any two machines using clay or any binding material like wheat flour.

	<p>3. Make a collage of traditional dresses of Gujarat and write their names also.</p> <p>4. Revise all the classwork done in the class .</p>
COMPUTER	<p>1. Draw and label the parts of a computer on your computer notebook.</p> <p>2. Draw a chart on different types of computer, also label them</p>


CLASS:- 3rd

SUBJECT	CONTENT
ENGLISH	<p>1. Prepare a speech on any of the following topics and make a video. Try to make it more innovative, creative and impressive by the use of any prop, costume, related pictures, gestures, expressions etc. Send this activity on my whatsapp window.</p> <p style="padding-left: 40px;">a) My favourite fictional character</p> <p style="padding-left: 40px;">b) Save wildlife</p> <p>2. Draw the picture of state animal of Gujarat on A4 size sheet using water colours, unconventional sources of colours like vermilion, rice flour etc.</p> <p>3. Listen/ Read any one moral based story and enact it with puppets or mask in the class after the holidays.</p>
HINDI	<p>गुजरातमें बनाए जाने वाले व्यंजनों की सूची बनाएं और नाम लिखें।</p> <p>१० पृष्ठ सुलेख करें।</p> <p>पाठ ३ पढ़ें।</p> <p>अब तक कराए गए कार्य को याद करें।</p> <p>अनुच्छेद लेखन (50-100) विषय आपने गर्मियों की छुट्टियों में अपने माता पिता की कैसे मदद की?</p> <p>१० संज्ञा शब्दों की सूची फूल रूप में बनाएं।</p> <p>अपने पसंद के खिलौने का चित्र बनाएं और उस पर 5 पंक्तियां लिखें।</p> <p>ग्रीष्मावकाश कार्य के लिए अलग कॉपी लगाएं।</p>
MATHEMATICS	<p>Learn tables from 1 to 12.</p> <p>Observe various objects/ things in your house and draw the top view , side view and front view of any 5 objects.</p> <p>Make the mask of any animal (Refer page no. 12 of maths magic book).</p> <p>Make a working model to show the place value of the following numbers. a) 1548 b) 349 c) 2714 d) 719</p>
EVS	<p>1. Decorate any 1 water container (small) and bring it to school after vacations.</p> <p>2. Make five patterns with matchstick and pulses grains.</p> <p>3. Make a 3D model of parts of plants.</p>



5) Draw the hands of the clock when they make an angle which is

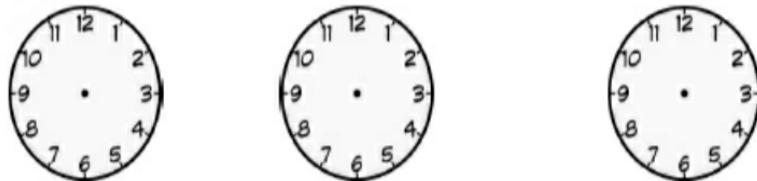
a. Less than a right angle



b. Right Angle



c. More than a Right angle



Revise Ch-1 and Ch-2 and Learn tables up to 20.

Note:- Do 1, 2, 4 and 5 activities in a scrapbook.

EVS

1. On the political map of India, locate any five National parks of your choice.
2. Locate your birth state and mark 10 other states of your choice.
3. Make a planter using an old can / plastic bottle / broken bucket . Decorate it as per your creative and grow a small herb in it . Water it regularly and then bring it to school after vacations.
4. Make two bookmarks using the shape of any two animals like snake, giraffe etc.
5. Make a small poster on - Save wildlife.
6. Prepare a collage on different types of snakes found in India.
7. Revise all the classwork that has been covered in the class.

COMPUTER

1. Name and paste/draw two pictures of hardware components.
 - i) Input Devices
 - ii) Output Devices

iii) Storage Devices

2. Read chapter 1:Computer and its parts . Take out 10 new words and write the same on your notebook

3. Activity on Model of Computer : Make a computer model by using waste materials such as cardboard, boxes, papers, colors and fevicol which is easily available at your home .You can watch the video for your assistance:

<https://youtu.be/YgY6hcLcMPU>

4 Prepare a chart on Computer lab rules