



**AIR FORCE SCHOOL,
JAMMU**

Name-
Class-
Roll no.-



HOLIDAY

Homework

SUMMER TIPS-

1. Dress your children in loose, light coloured clothes.
2. Take them for outdoor activities in the morning and evening hours.
3. Keep your children hydrated. Make them drink lots of water.
4. Help your children learn new things through exploring their interests.
5. Help your children learn new things by exploring many picture books.
6. Have bedtime story session with your kids.




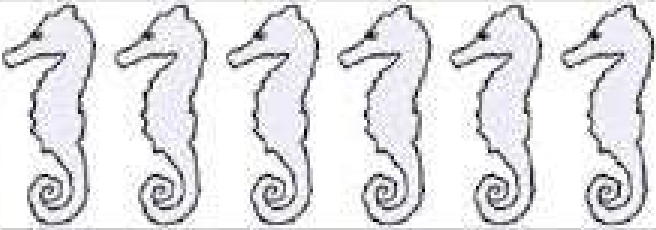




Find the missing numbers(1-50) and fill in the blanks-






Draw lines to connect the numbers and pictures that go together



:

1	
2	
3	
4	
5	
6	

Count the items and write on the box given-



Count the number of objects and colour the correct number below-




Count the objects of each type and write-











हिन्दी लेखन - अभ्यास

अ अ अ अ अ अ अ अ

अ अ अ अ अ अ अ अ

अ अ अ अ अ अ अ अ

अ अ अ अ अ अ अ अ

अ अ अ अ अ अ अ अ

अ से अनार



आ आ आ आ आ आ आ आ

आ आ आ आ आ आ आ आ

आ आ आ आ आ आ आ आ

आ आ आ आ आ आ आ आ

आ आ आ आ आ आ आ आ

आ आ आ आ आ आ आ आ

आ आ आ आ आ आ आ आ

आ आ आ आ आ आ आ आ

आ से आम



इ इ इ इ इ इ इ इ

इ इ इ इ इ इ इ इ

इ इ इ इ इ इ इ इ

इ इ इ इ इ इ इ इ

इ इ इ इ इ इ इ इ

Blank handwriting lines for independent practice.

इ से इमली



ई ई ई ई ई ई ई ई

ई ई ई ई ई ई ई ई

ई ई ई ई ई ई ई ई

ई ई ई ई ई ई ई ई

ई ई ई ई ई ई ई ई

Blank handwriting lines for independent practice.

ई से ईख



उ उ उ उ उ उ उ उ

उ उ उ उ उ उ उ उ

उ उ उ उ उ उ उ उ

उ उ उ उ उ उ उ उ

उ उ उ उ उ उ उ उ

उ से उल्लू



ऊ ऊ ऊ ऊ ऊ ऊ ऊ ऊ

ऊ ऊ ऊ ऊ ऊ ऊ ऊ ऊ

ऊ ऊ ऊ ऊ ऊ ऊ ऊ ऊ

ऊ ऊ ऊ ऊ ऊ ऊ ऊ ऊ

ऊ ऊ ऊ ऊ ऊ ऊ ऊ ऊ

ऊ ऊ ऊ ऊ ऊ ऊ ऊ ऊ

ऊ ऊ ऊ ऊ ऊ ऊ ऊ ऊ

ऊ से ऊट



ए ए ए ए ए ए ए ए

ए ए ए ए ए ए ए ए

ए ए ए ए ए ए ए ए

ए ए ए ए ए ए ए ए

ए ए ए ए ए ए ए ए

ए ए ए ए ए ए ए ए

ए ए ए ए ए ए ए ए

ए से एक




ऐ ऐ ऐ ऐ ऐ ऐ ऐ ऐ

ऐ ऐ ऐ ऐ ऐ ऐ ऐ ऐ
ऐ ऐ ऐ ऐ ऐ ऐ ऐ ऐ
ऐ ऐ ऐ ऐ ऐ ऐ ऐ ऐ
ऐ ऐ ऐ ऐ ऐ ऐ ऐ ऐ

ऐ से ऐनक



चित्र को सही अक्षर से मिलान करो-



र

ह

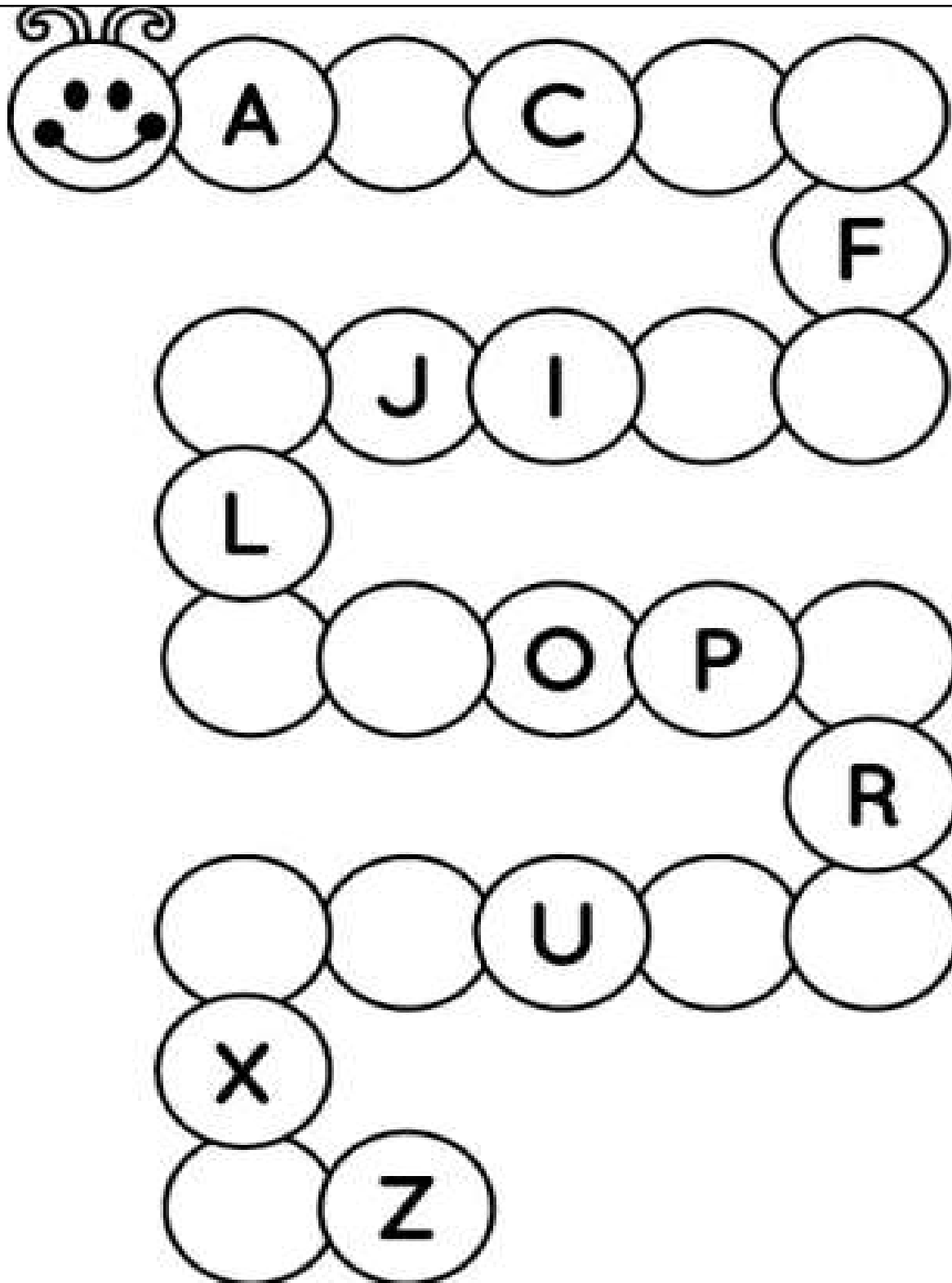
क

अ

आ

म

FILL IN THE BLANKS WITH UPPERCASE LETTERS-



Lowercase Letter

All About a!

The letter:

a


Color it:

a

Circle it:

a o t a
e h a f

Color the picture:



Connect it:

a ~~~~~ a
a ~~~~~ a

Trace it:

a a a a a a
a a a a a a

Color the circles with letter a:

a s f a c d

Lowercase Letter

All About b!

The letter:

b


Color it:

b

Circle it:

d o b q
b b q d

Color the picture:



Connect it:

b b
b b

Trace it:

b b b b b b
b b b b b b

Color the circles with letter b:

q b d a b d

● Match The Letter With Picture

E ●



L ●




A ●



T ●



O ●



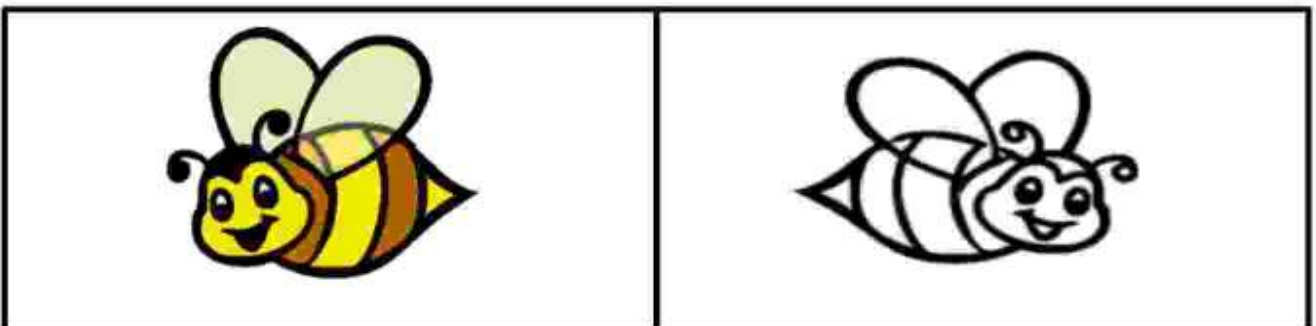


M ●





D ●



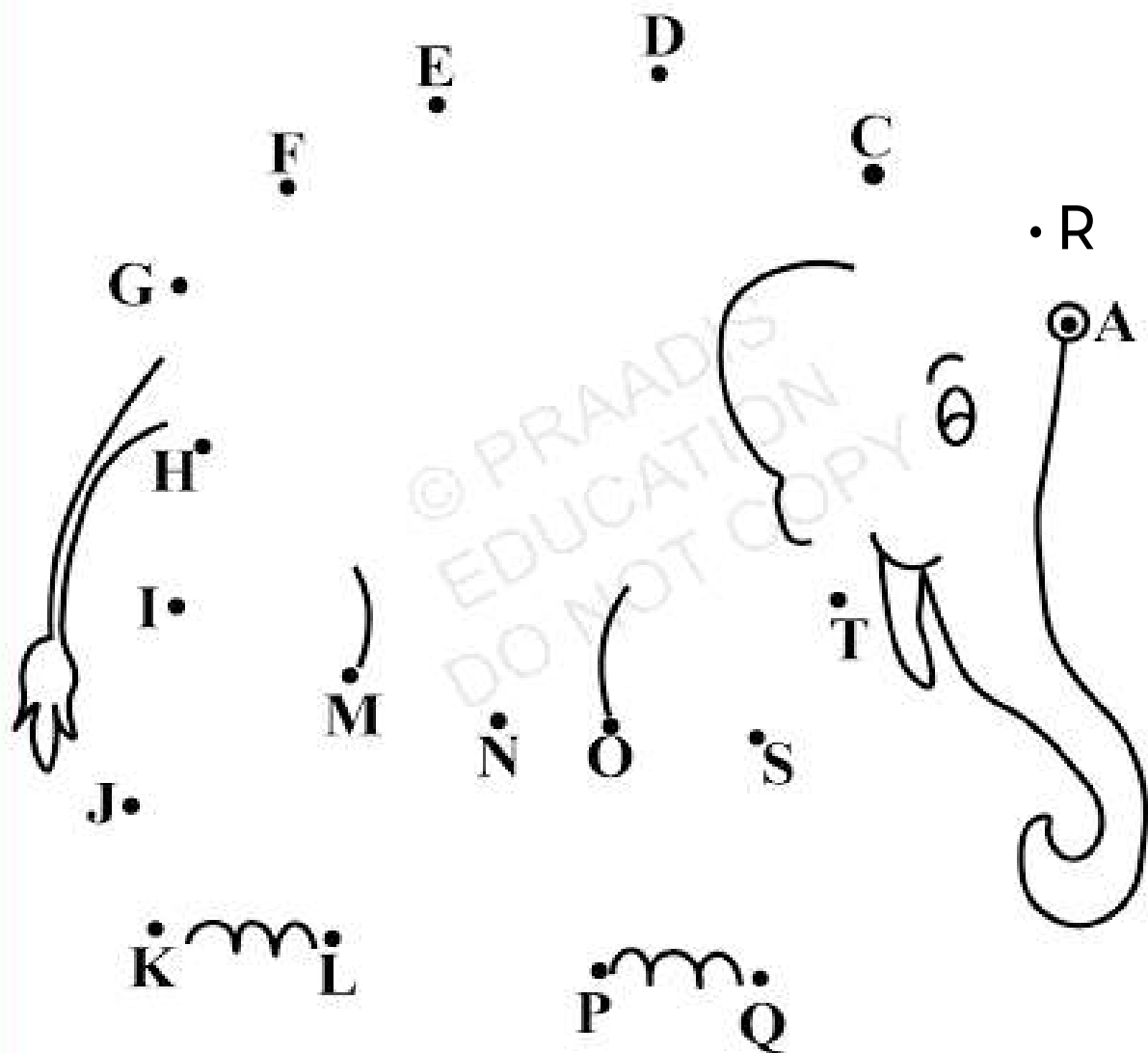
Draw the missing parts and colour the pictures-



Fill the STRAWBERRY with shown colours-



**Connect the dots then
colour in the hidden picture!**



Activity Time- Wall Hanging

Sample images



Image-1



Image-2



Image-3



Image-4

- Students with roll no- 1 to 8 will make fish wall hanging (Sample Image-1).
- Students with roll no- 9 to 16 will make parachute wall hanging (Sample Image-2).
- Students with roll no- 17 to 24 will make fruit pencil stand (Sample Image-3).
- Students with roll no- 25 to 32 will make animal pencil stand (Sample Image-4).

